






















Instructions pour monter le mécanisme engrenage-vis sans fin

Étapes	Illustrations	Pièces nécessaires
1		
2		
3		
4		







Instructions pour monter le mécanisme pignon et crémaillère

Étapes	Illustrations	Pièces nécessaires
1		
2		
3		
4		 

Instructions pour monter le mécanisme à deux engrenage

Étapes	Illustrations	Pièces nécessaires
1		
2		

Instructions pour monter le mécanisme à came et levier

Étapes	Illustrations	Pièces nécessaires
1		
2		
3		
4	